

INFO

If you need further information,
please contact our Exhibition
Guide Consultant:

exhibitorbook@square-brussels.com

Tel: +32 2 515 13 99

Fax: +32 2 479 47 37



EXHIBITOR SERVICES MANUAL 2025

Online order platform :

<https://square-brussels.com/OB2025>





TABLE OF CONTENTS

PLEASE CLICK ON THE REQUESTED CHAPTER HERE UNDER TO DIRECTLY REACH THE CHAPTER FIRST PAGE

EXHIBITION GUIDELINES	3
Introduction	3
General Information	3
Timings of Exhibition	4
Overview of the Congress & Convention Centre	5
Access to SQUARE BRUSSELS CONVENTION CENTRE	6
Directions	7
Deliveries and collections	8
Forwarding Instructions	9
Compulsory Delivery Label	10
Unloading Information - Deliveries, storage and parking	11
Move-in / Move-out Schedule form (compulsory form for access to loading bay)	12
Badging and Access Control for Exhibitors	13
Exhibition Halls Floor Plan	14
Stand construction and dismantling rules	15
A SHELL SCHEME BASIC BOOTH	16
B ENHANCED SHELL SCHEME BOOTH DESIGNS	21
C CUSTOMISED BOOTH	22
D BOOTH CARPET	22
DIGITAL PRINTING	23
FURNITURE	26
PLANTS & FLORAL DECORATION	27
AV / ICT	31
POWER & RIGGING POINTS	32
STAFF (STAND CLEANING, SECURITY, LABOUR)	33
CATERING SERVICES	34
GENERAL TERMS AND CONDITIONS	37



EXHIBITION GUIDELINES

Introduction

Thank you for exhibiting at SQUARE BRUSSELS CONVENTION CENTRE. We are committed to working with you to ensure you get a rewarding experience for you, your company and your visitors.

This manual provides essential information as well as useful hints for exhibits. We encourage you to use this manual not only for the preparation of your exhibit display, but also as a source of reference and information.

If you wish to order standard items for your display such as furniture, AV, lighting, branding, cleaning, etc. they can easily be ordered in this exhibitor's manual but you will see that many more items can be ordered to enhance your booth equipment.

The following items/services are exclusively provided by SQUARE BRUSSELS CONVENTION CENTRE: Rigging, Electricity, Internet, Communication, Catering, Security, Cleaning, Branding.

We want you to make your participation in this event both successful and enjoyable. Please do not hesitate to contact SQUARE if you have any questions: +32 (0)2 515 13 99 or exhibitorbook@square-brussels.com.

We are looking forward to welcoming you to SQUARE BRUSSELS CONVENTION CENTRE.

General Information

Congress Organiser:

Venue: **SQUARE BRUSSELS CONVENTION CENTRE**

Glass Entrance, Mont des Arts

1000 Brussels - Belgium

www.square-brussels.com

Deliveries: **SQUARE BRUSSELS CONVENTION CENTRE**

c/o ZIEGLER EXPO LOGISTICS

Chaussée de Vilvorde 11

1120 Brussels - Belgium

Exhibition Area: The exhibition area is situated in **Grand Hall 1 & 2** on level **-2** at the SQUARE BRUSSELS CONVENTION CENTRE.



EXHIBITION GUIDELINES

Timings of Exhibition

Set-Up Time:	24/11/2025	08:00 – 20:00
	25/11/2025	08:00 – 20:00 (Deliveries dispatching on stand by xx:xx)
Exhibition Time:	26/11/2025	08:30 – 18:00 (access to exhibitors from 07:30)
	27/11/2025	08:30 – 18:00 (access to exhibitors from 07:30)
	28/11/2025	08:30 – 17:00
Dismantling Time:	28/11/2025	17:00 – 24:00

Exhibitors are obliged to observe all time limits regarding set-up and dismantling hours.

Deadline for order submission on the website: 7/11/2025
(after this deadline, prices will automatically rise by 20% and items availability will not be guaranteed)

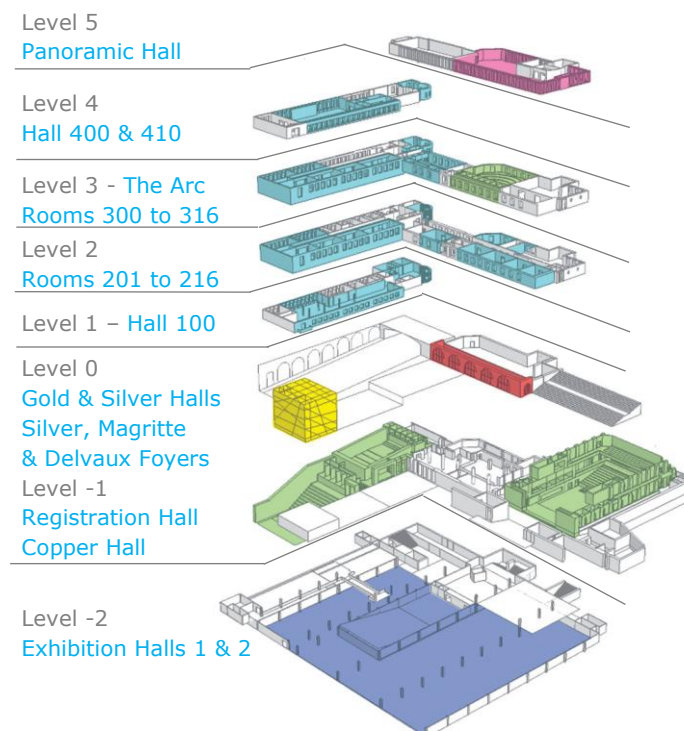


EXHIBITION GUIDELINES

Overview of the Congress & Convention Centre

SQUARE BRUSSELS CONVENTION CENTRE is one of the few venues ideally located in the city historical centre. 13.000m² of meeting space is housed in the extensive former Palais des Congrès, an elegant, architecturally significant building originally constructed for the 1958 World Expo. Many of the original features, including expansive murals by Paul Delvaux, René Magritte and Louis van Lint, have been carefully restored and are now juxtaposed with contemporary design conceived by a team of leading European designers.

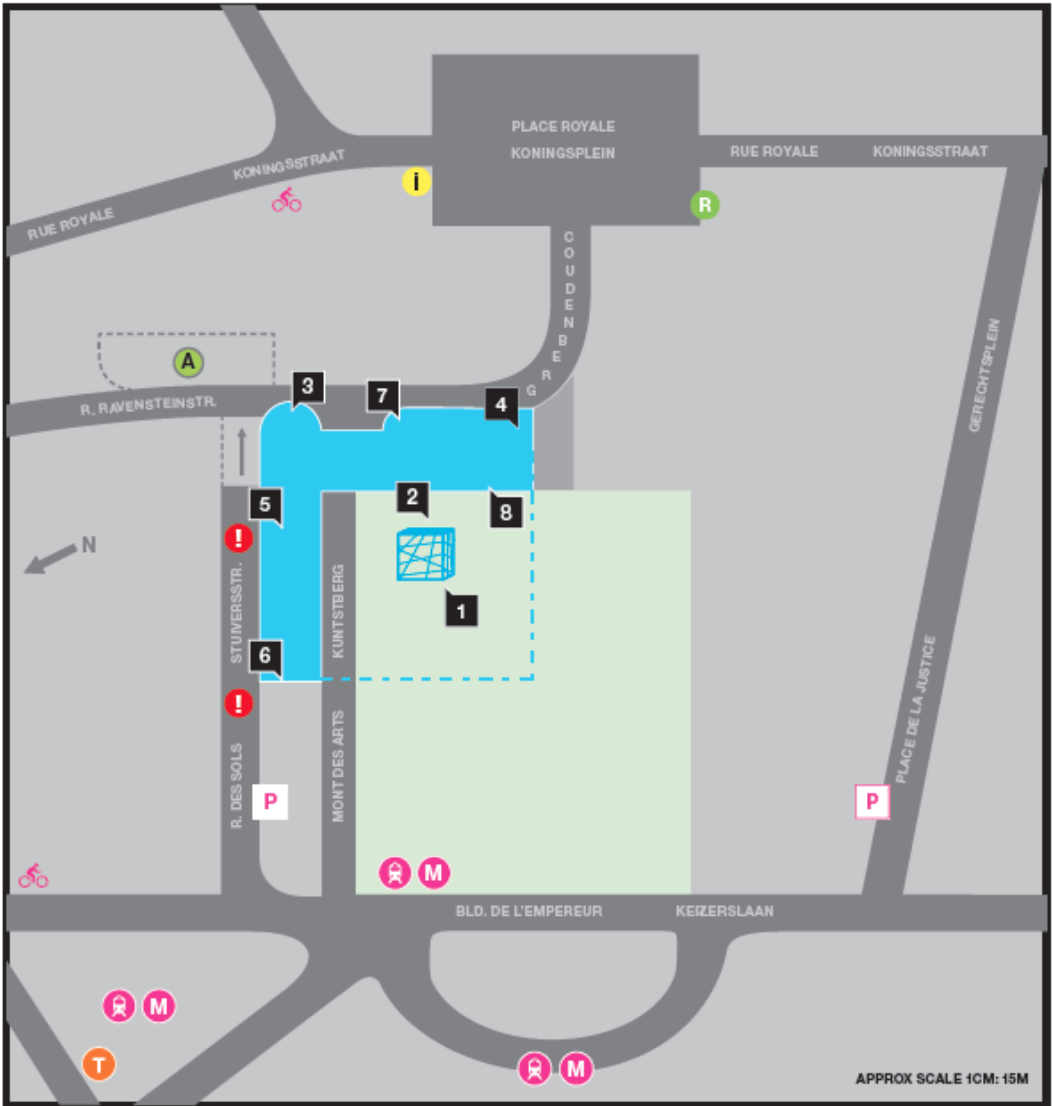
It provides its visitors with all the very latest amenities - from superb auditoria and exhibition space to cutting-edge business technology. All this in a strikingly modern ambiance. It offers an atmosphere that balances function, inspiration and serenity. With its spectacular views over the Brussels skyline, SQUARE is somewhere to inspire the mind to greater heights and ambition.





EXHIBITION GUIDELINES

Access to **SQUARE BRUSSELS CONVENTION CENTRE**



- | | | | |
|----------|---|--|--|
| 1 | GLASS ENTRANCE
(MONT DES ARTS, 1000 BRUSSELS) | | ENTRANCE CENTRAL STATION |
| 2 | TERRACE ENTRANCE
(MONT DES ARTS, 1000 BRUSSELS) | | ENTRANCE METRO CENTRAL STATION |
| 3 | RAVENSTEIN ENTRANCE
(2, RUE RAVENSTEIN, 1000 BRUSSELS) | | TAXI |
| 4 | COUDENBERG ENTRANCE
(3, COUDENBERG, 1000 BRUSSELS) | | TOURIST INFORMATION |
| 5 | DELIVERY ENTRANCE
(27, RUE DES SOLS, 1000 BRUSSELS)
ONLY DURING BUILD-UP, EVENT & DISMANTLING
ONLY FOR SMALL PACKAGES AND EUROPALLET NOT
BIGGER THAN 120cm x 80cm x 140cm | | PUBLIC PARKING "ALBERTINE"
(DIRECT ACCESS TO SQUARE)
(3 RUE DES SOLS OR PLACE DE LA JUSTICE) |
| 6 | LOADING & UNLOADING (Grand Halls)
(13, RUE DES SOLS, 1000 BRUSSELS) | | CITY BIKES DISPOSAL |
| 7 | LOADING & UNLOADING (Foyers)
(1, COUDENBERG, 1000 BRUSSELS) | | BOZAR (DIRECT ACCESS FROM SQUARE) |
| 8 | DELVAUX ENTRANCE
(MONT DES ARTS, 1000 BRUSSELS) | | NO PARKING IN THE STREET |
| | | | MUSEUM RESTAURANT |



EXHIBITION GUIDELINES

Directions

SQUARE BRUSSELS CONVENTION CENTRE is located in the heart of Brussels, less than 500 m from the Historic City Center and the Grand Place. The Central train station is only 200 m from the SQUARE and it takes less than 30 minutes (by taxi) from Brussels Airport.

By rail:



SQUARE is just across from the Brussels Central railway station. National trains: Get off at Bruxelles-Central / Brussel-Central and follow the exit signs to 'Mont des Arts - SQUARE'.

International trains (Eurostar, Thalys) arrive into Bruxelles-Midi / Brussel-Zuid. From there, it's a simple two-minute train journey to Brussels Central station. Just take any train heading north (free of charge: your ticket to Brussels includes commuting from and to any train station in Brussels), get off at the first stop (Bruxelles-Central / Brussel-Central) and follow exit signs to 'Mont des Arts - SQUARE'.

By air:



After landing at Brussels International Airport (Zaventem), make your way from the main arrival hall to level -1. Take a direct train to the city centre. After 17 minutes, get off at the Brussels Central station, and follow the exit signs to 'Mont des Arts / Kunstberg - SQUARE'.

By road:



There are 660 parking spaces right underneath SQUARE at the fee-paying car park named Parking Albertine / Albertina - SQUARE, level -2 (maximum height: 195 cm).

You can get in via Place de la Justice - Gerechtsplein, 16 at 1000 Brussels



EXHIBITION GUIDELINES

Deliveries and collections

All deliveries need to be sent to the official freight forwarder appointed by SQUARE, at the following address (with the compulsory label hereunder):

ZIEGLER EXPO LOGISTICS

C chaussée de Vilvorde 11 – 1120 Brussels – Belgium

Deliveries will be dispatched to your stand on **25/11/2025 by 14:00**. If you have a delivery, please take contact with Ziegler in advance:

E-mail: square_bruxelles@zieglergroup.com

Phone: +32 2 475 45 41

Please note that SQUARE will not accept any freight deliveries, including courier shipments prior to or during the build-up of the event.

It is COMPULSORY to send a PRE-ADVICE by e-mail to Ziegler in advance of every delivery. Otherwise, a penalty will be charged.

Neither the venue nor the organiser takes responsibility for any parcels being sent to the venue. All deliveries, except self-offload or hand carried, must be handled by ZIEGLER EXPO LOGISTICS, who will be able to gather all deliveries **from 10/11/2025 up to 21/11/2025**.

The freight forwarder needs to receive all necessary information by you and should be well informed by your company for further arrangements regarding transportation, storage of goods before and after the exhibition, etc. ZIEGLER EXPO LOGISTICS will be solely in charge of all dealings with the Customs Authorities. For any questions regarding customs formalities, exhibitors must contact ZIEGLER EXPO LOGISTICS at square_bruxelles@zieglergroup.com. All courier shipments will first arrive at Ziegler who will charge the exhibitor the receipt, handling and delivery to the booth.

These services / charges will be charged at exhibitors' expense. Basic delivery to stand and pick-up from stand are as follows:

Delivery from Ziegler to stand		Pick-up from stand to Ziegler	
Up to 50 kg or 0,25 m ³	€ 123,00*	Up to 50 kg or 0,25 m ³	€ 123,00*
Up to 100 kg or 0,5 m ³	€ 152,00*	Up to 100 kg or 0,5 m ³	€ 152,00*
Up to 300 kg or 1 m ³	€ 176,00*	Up to 300 kg or 1 m ³	€ 176,00*
Up to 800 kg or 2.5 m ²	€ 225,00*	Up to 800 kg or 2.5 m ²	€ 225,00*
Up to 1000 kg or 3 m ³	€ 234,00 min €488,00*	Up to 1000 kg or 3 m ³	€ 234,00 min €488,00*

*All rates are excl. VAT.

You will not be able to receive your package(s) if all charges have not been paid to Ziegler before the first build-up day.

Empties storage should be arranged through ZIEGLER only. It is the responsibility of each exhibitor to find suitable space for an accessible storage during the days of exhibiting. No accessible storage space is available at the venue. Please contact Ziegler for further information.

Forklift services & offloading must be arranged through the exclusive appointed freight forwarder, ZIEGLER EXPO LOGISTICS. No other agent/exhibitors or stand constructor can operate/drive their own forklift on-site. If exhibitors are having their equipment picked up from the venue after the exhibition breakdown has concluded, this needs to be done through ZIEGLER EXPO LOGISTICS. Pick up of items needs to be arranged by the exhibitors in advance and certainly before the end of the event. All items left in the hall by the end of the exhibition dismantling will be removed and disposed of by the cleaning services. Costs may apply for items left behind. After the event, items can be stored at Ziegler **up until 12/12/2025**.



EXHIBITION GUIDELINES

Forwarding Instructions

All cargo must be consigned & labelled (both sides) as follows:

Name of Event: **OB 2025** – SQUARE BRUSSELS CONVENTION CENTRE
Name of Exhibitor – Booth number
c/o Ziegler Expo LOGISTICS (HUB 2) – Chaussée de Vilvorde 11 – 1120 Brussels - Belgium

Latest arrival deadlines:

at Antwerp Seaport: **04/11/2025**
at Brussels Airport: **19/11/2025**
at Ziegler Expo Logistics warehouse: **21/11/2025**

Cargo originating from outside the EU should be accompanied by

- A valid EORI number;
- A proforma invoice or invoice (in English) with detailed cargo description & CIF value or ATA Carnet;
- Packing list with individual content, weight & dimensions.

Cargo originating from the EU should only have a packing list.

Seafreight - with express release B/L, freight prepaid consigned to Ziegler Expo Logistics.
- will be picked up as from arrival at Antwerp port.

Airfreight - with MAWB consigned to Ziegler Expo Logistics, freight prepaid.
- will be picked up as from arrival at Brussels Airport.

INSTRUCTIONS FOR SEA / AIRFREIGHT / COURIER SHIPMENTS:

Consignee: Ziegler Expo LOGISTICS (HUB 2) – International Department
Chaussée de Vilvorde 11 – 1120 Brussels.

Notify: **OB 2025**
Exhibitor Name: Hall/Stand number:
c/o Ziegler Expo LOGISTICS (HUB 2)

ROAD TRANSPORTS:

1. Partial loads, small & courier shipments (through Ziegler Expo Logistics only):
Delivery, freight prepaid, FOT to Ziegler Expo Logistics Warehouse
Chaussée de Vilvorde 11 – 1120 Brussels – Belgium – Tel +32 (0) 2 475 45 41

IMPORTANT REMINDER:

NO DIRECT DELIVERIES TO SQUARE BRUSSELS CONVENTION CENTRE!

It is COMPULSORY to inform Ziegler in advance of every delivery.

2. Full Trailer Loads (FTL): directly at SQUARE only after receiving your slot confirmation from ZIEGLER EXPO LOGISTICS



EXHIBITION GUIDELINES

Compulsory Delivery Label

All cargo must be consigned & labelled (both sides) by using the following label:
Shipping instructions

- 3 steps to send your packages correctly
1. Provide the following informations :
 - Sender : company name
 - Recipient : exhibitor / sponsor name
 - Quantity of packages & content
 - To e-mail address below:
square_bruxelles@zieglergroup.com
 2. Ask your provider / sender
 - To fill in and stick label here beside on shipment.
 - To provide waybill / tracking number to e-mail address below:
square_bruxelles@zieglergroup.com
 3. All shipping charges (transportation, customs clearance,...) have to be taken into account by sender.

Without following the instruction mentioned above, shipment could be refused or surcharged before delivery to the venue.



Consignee (delivery address)
ZIEGLER EXPO Logistics - HUB 2
Chaussée de Vilvorde 11
1120 Brussels
Belgium
Contact / +32.2.475.45.41

Sender	
Company name	
Address	
Country	
Recipient	
Congress name: EVENT NAME	
Exhibitor / Sponsor name	
To the attention of	
Contact	
Ph. nbr	

Show management

Booth number





EXHIBITION GUIDELINES

Unloading Information - Deliveries, storage and parking

Build-up and dismantling Information – HEAVY GOODS

Please note that the Congress Centre is situated in the centre of Brussels. It is therefore not allowed to send trucks of more than 8 meters length, since the delivery street is a dead-end and there is no parking space available. To avoid traffic congestion and to allow a fast and smooth move-in, an unloading slot will be **required for all vehicles larger than a passenger car. Cars or small vans not higher than 195 cm can park in the fee-paying car park "Albertine / Albertina – SQUARE" which is directly linked to SQUARE. Please fill in the online move-in / move-out schedule form before 03/11/2025 to obtain an (un)loading slot.** The exhibitors will then be allowed to temporarily park their lorry in the delivery street to load/ unload and use the **freight lift** located at the Rue des sols / Stuiversstraat 13, 1000 Brussels, of which dimensions are: **2.05m high, 2.20m wide, 6.7m long, 4000 kg max.** These limits must be respected by exhibitors and their subcontractors such as stand builders, transporters, etc. During deliveries, no obstacle may obstruct the automatic closure of the street-front shutters. See directional map in the following section of this manual: Access to SQUARE BRUSSELS CONVENTION CENTRE.

All trucks arriving without a slot can only unload and load once the full schedule has been completed. Note that there is no parking allowed out of the given unloading slot in the delivery street (rue des sols / stuiversstraat) or near the congress centre. Trucks need to be removed from the unloading area as soon as unloading has been completed. Otherwise, the vehicle will be immediately removed from the street by the local authorities. Trucks can park free of charge around the streets of Brussels' haven (**Avenue du port / Havenlaan – 1000 Brussels**).



EXHIBITION GUIDELINES

Move-in / Move-out Schedule form (compulsory form for access to loading bay)

Please fill in the **online Move-in / Move-out Schedule form** by clicking [here](#).

Guidelines to fill in the form:

- Be as specific as possible.
- Mention 3 preferred time slots. We will examine your requirements and will grant you a slot. We will do our outmost to plan all requests according to your preferences. When your slot is booked, you will get a confirmation by mail.
- Empties are stored with Ziegler.

We do our best to send you the necessary access sheets as quickly as possible. Bear in mind that we receive several demands and that drawing up the planning may take several weeks.

Any questions regarding the Move-in / Move-out forms please contact Dorien Debbaut via events@advancedfair.com

IMPORTANT REMINDER: NO PARKING AVAILABLE IN THE DELIVERY STREET. Vehicles parked without authorization will be immediately removed from the street by the local authorities.



EXHIBITION GUIDELINES

Movement of Deliveries

Forklift services, offloading and empty case storage must be arranged in advance through the exclusive appointed freight forwarder, ZIEGLER EXPO LOGISTICS. No other agent/exhibitors or stand constructor can operate/drive their own forklift on-site.

Trolleys are not available at the venue. You are advised to bring your own trolley if you can't hand-carry your items.

The entrances, roads and spaces used to deliver equipment and/or assembly it and installation from the unloading points to the stands must be protected:

- Use of trolleys or other handling apparatus with **rubber tyres**,
 - Use of weight-spreading floors,
 - Protection of carpets and floors with a resistant covering to prevent holes being made.
- No fixing likely to damage the supports (floors, walls, posts, ceilings) shall be allowed.

Exhibitors are not allowed to drive vehicles onto the exhibition floor.

Build-up and dismantling Information – NON HEAVY GOODS

In case you do not have heavy goods deliveries and you are arriving in a car or small van, you can park your car at the parking Albertine / Albertina - SQUARE, Place de la Justice / Gerechtsplein, 16 at 1000 Brussels (tickets payable at the parking meter). Maximum vehicle height is 195 cm. Please do not use the other entrance of the parking located at Rue des Sols / Stuiversstraat at 1000 Brussels which is used and often congested during build-up and dismantling periods. Trolleys are not available at the venue. You are advised to bring your own trolley if you can't hand-carry your items. Contractors will be given an access badge in front of the exhibition hall.

Car Park Information for cars of maximum 195 cm height

Car Park Name: Interparking Albertina / SQUARE

Main entrance address: Place de la Justice 16, 1000 Brussels

Alternative entrance: Rue des Sols - Stuiversstraat Brussels

(see map of the above section: [Access to SQUARE BRUSSELS CONVENTION CENTRE](#))

Total places: 714 / Places for disabled: 14 / Maximal height: 195cm

<https://www.interparking.be/en/find-parking/Albertine-Square/>

Badging and Access Control for Exhibitors

Exhibitors will receive their exhibitor badges at the Registration desk and will gain access to the exhibition hall from **13:00** on **25/11/2025**. Shell scheme stand dressing in the main exhibition hall will be available from **08:00 - 20:00** on **25/11/2025**.



EXHIBITION GUIDELINES

Exhibition Halls Floor Plan



Exhibitor Services



EXHIBITION GUIDELINES

Stand construction and dismantling rules

STAND DRAWING SUBMISSION: Exhibitors who have purchased a space only stand, are informed that detailed stand drawings must be submitted for approval to exhibitorbook@square-brussels.com no later than **03/10/2025**. After this deadline, further change to the final stand design will be allowed up to **03/11/2025**. Exhibitors are advised that the procedure for obtaining approval can take a considerable amount of time. Working drawings should therefore be submitted as soon as they are available.

CLOSED ROOMS / THEATERS / BLACK BOXES: Any stand incorporating closed rooms/theatres/black boxes with covered ceilings must include a vision panel or window and will be subject to approval on emergency lighting and exit width. Please submit copies of the drawings as mentioned above.

COMPLIANCE WITH COUNTRY REGULATIONS: All structures, materials, special designs, unusual constructions, and all signs shall conform to Belgian safety standards and codes of practice and comply with all relevant statutory authority regulations. Any display work or materials contravening this clause must be modified to meet requirements.

FIXTURES & COVERS:

- Emergency exits and signs should be kept clear at all times. Also fire extinguishers should not be blocked.
- Stand constructors should respect the Exhibition area decoration: no affixing to drapes, walls and windows.
- No fixing of whatsoever and no painting are allowed on walls, doors, gates, outer walls, and parking.
- No Exhibitor may obstruct or allow his goods, decorative materials, furniture, etc. to obstruct or fill open passages and open spaces.
- The Exhibition building, its doors, walls & the equipment therein must not be damaged (by nails, screws...).
- No exhibitor will be permitted to span an aisle by ceiling or floor covering.

FLOORING: Carpet laid out by stand constructors around and on stands should be fire-resistant and a certificate will be asked on site. Carpeting the floor is only allowed if 2-sided tape type BOMA 4123 is used (available on site, please refer to the appropriate order form in this manual). If tape residues remain after dismantling, exhibitors will be charged the costs of removing those at € 37,50 /10 cm.

CLEANING:

- Exhibition cleaning: corridors between stands will be cleaned on a daily basis after the exhibition opening times.
- Stand cleaning: you are responsible for the cleanliness on your stand. You can order daily stand cleaning through the SQUARE exhibition guide.

FIRE PROTECTION: No inflammable decorations or exposed flames may be used at any time. All decoration material of paper and inflammable fabric must be made fireproof and certificate will be asked on site.

STORAGE:

- Boxes and packages should not be stored behind the stands. Also empty packages should not be stored in the Exhibition area. Storage is available on request at SQUARE (payable service).
- All stand equipment should be recovered at the end of the exhibition dismantling schedule. For eventual storage, please contact SQUARE or the event organizers with information on sizes and number of parcels, storage period...). Once the exhibition is finished you should remove all waste from your stand. During the dismantling times, waste bins will be available for your waste. If waste or equipment from your stand is left behind in the Exhibition area for which no specific storage or pick up has been arranged, it will be disposed of after the closing of the halls and a fine may apply.

FOOD & DRINKS: Food & drinks are an exclusive service provided by SQUARE department. It's forbidden to bring in your own food and drinks items.

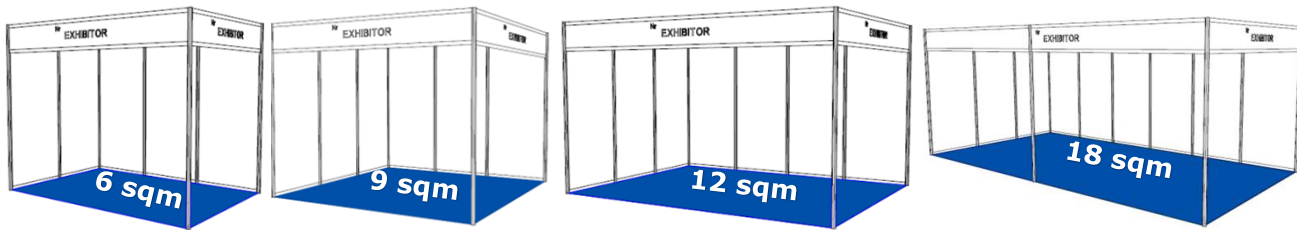
EXHIBITION HALL OPENING TIME

- The Exhibitor shall be obliged to observe all time limits fixed regarding construction, stand set-up, etc.
- The Exhibitor shall be obliged to keep his stand open and suitably staffed during the official opening hours of the exhibition.

HIRING CONDITIONS OF THE RENTAL EQUIPMENT: The equipment has to be insured against «all risks». The exhibitor remains responsible for the equipment until the authorized staff has collected this equipment. In case of loss, the equipment will be invoiced at the insurance value, without application of the ageing degree. Every delivered order will be invoiced and all modifications will be charged.

GENERAL REMARKS: The Exhibitor shall be bound to comply with the regulations issued by the event organisers and with the SQUARE's 'General Terms & Conditions'. Failure to comply with any of the aforementioned could result in approval of your stand being withdrawn.

A SHELL SCHEME BASIC BOOTH



Our different shell scheme booths are composed of:

- Carpet with plastic protection - M3 quality (anthracite grey anthracite or royal blue)
- Lacquered aluminum structure 1x2.4m high
- Melamine modular partitions.
- Header (made with double aluminum straighteners + melamine panel) (1 per open side)
- 1 Company name + stand number per open side.
- 3 lighting spots

Remarks:

- Shell scheme booths will be ready on **25/11/2025** at **08:00**

OPTIONS FOR SHELL SCHEME BASIC BOOTH

Possible add-ons can be ordered through the corresponding order forms :

- **Electrical connection**
 - Different kinds of power plug available ["see on Power Section"](#)
- **Flat screen**
 - Different sizes available ["see on AV Section"](#)
- **Furniture**
 - Counter unit
 - High table
 - High chair
 - Litterature Rack
- **Branding**
 - Full Branding of the existing panel
 - Counter Branding
- **Plants**
 - Different model availble ["see on Plant Section"](#)
- **Cleaning services**
 - ["see on Cleaning Section"](#)
- **Etc...**

1

BOOTH DESIGN

Basic Furniture Kits

KIT 1

Furniture package:
1 table, 4 chairs,
1 display rack, 1 waste bin




KIT 2

Welcome Desk, 2 stools,
1 display rack, 1 waste bin

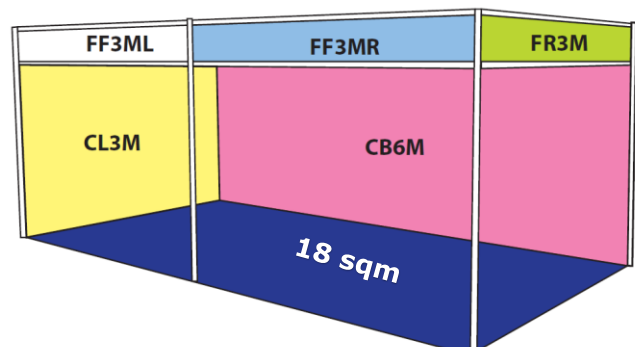
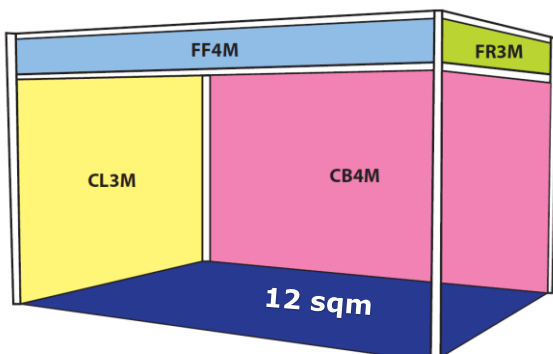
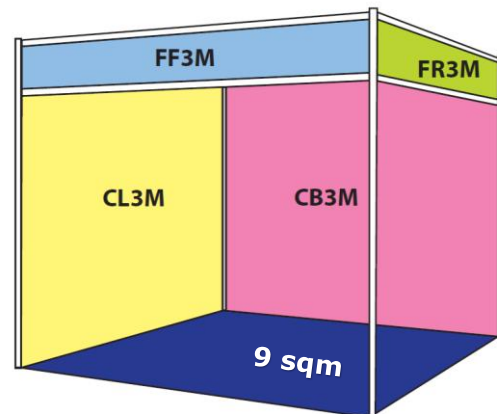
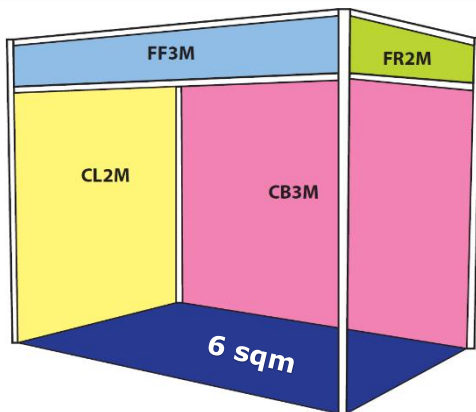


KIT 2

1 sq. storage booth with
lockable door
(size: 100cm x 100cm)



Digital Printing For Shell Scheme Booths



Exhibitor Services

How & when to send us your graphic files?

Please send your graphic files before **31/10/2025** to

To: graphic@square-brussels.com

CC: exhibitorbook@square-brussels.com

Hereunder, you find the references and sizes for sending your artwork files. Please make sure to reference the right letter in the file name.

Banner on panel - covering all modular panels

- ✓ **Left side panels**
 - Banner CL2M of 1954mm x 2370mm
 - Banner CL3M of 2954mm x 2370mm
- ✓ **Back side panels**
 - Banner CB3M of 2954mm x 2370mm
 - Banner CB4M of 3954mm x 2370mm
 - Banner CB6M of 5954mm x 2370mm
- ✓ **Right side panels**
 - Banner CR2M of 1954mm x 2370mm
 - Banner CR3M of 2954mm x 2370mm

Branding (Stickers) on fascia

- ✓ **Left side fascia**
 - Branding FL2M of 1954mmx158mm
 - Branding FL3M of 2954mmx158mm
- ✓ **Right side fascia**
 - Branding FR2M of 1954mmx158mm
 - Branding FR3M of 2954mmx158mm
- ✓ **Front fascia**
 - Branding FF3M of 2954mmx158mm
 - Branding FF4M of 3954mmx158mm
 - Branding FF3MR of 2954mmx158mm
 - Branding FF3ML of 2954mmx158mm

Technical specifications for the files

For more information, please refer to the next page: Examples

We will make sure to create your graphics and images up to your expectations. We are committed to partner with you in order to provide the most comprehensive and effective solutions in the trade show industry. The graphic print and production industry is continuously evolving in order to ensure the best quality graphics and images from your digital files. We are pleased to provide you with guidelines for submission of your artwork. If you are not in the position to provide the needed digital artwork for your signage needs, our service is able to assist you. We are capable of providing you with layout services. Additional fees will apply.

For any of your implementations, our graphic department is able to present you the following services:

- Design of images and logo's
- Scanning
- Layout
- Finalization of the files
- Single and double-sided signage

FILE DELIVERED BY YOUR COMPANY

Suitable formats for images or logos:

A. SOFTWARE

Photoshop (PSD/EPS/TIF/PDF)

Illustrator (EPS/AI/PDF)

Indesign (INDD/PDF)

B. FORMAT

Do work in proportions of: 10%-20%-25%-50%

Specify the desired size of the final image into the name of the file

Add the used font types (screen and Postscript)

Crop the image to the desired image

We recommend saving the original version of your files

C. IMAGES

Save your images in CMYK, even for images in black & white/greyscale

(NEVER use RGB-colours)

Do not use other formats than EPS or TIFF or PDF (without compression)

If necessary, files should be coded binary

Texts should be vectored (outlined) before they are converted from Illustrator to EPS

The optimal resolution for the images is:

- Scan A4 at 300 DPI for visuals up to 1sq. m (+/- 40 Mb)

- Scan A3 at 300 DPI for visuals up to 1to 2 sq. m (+/- 70 Mb)

Always **convert the pantone colours to CMYK**

Make the gradation of the colours into a continuous tone

Avoid working with True Fonts and avoid shading in PDF files.

1

BOOTH DESIGN

EXAMPLES

Our prices do not include any modifications or corrections of the delivered file.
All additional modification will be charged at an hour fee of € 60,00 (excl. VAT).

Vector artwork

.gif

.eps

For the best quality, artwork should be created in vector format (ai or vector eps). Logos taken from websites are generally gifs. Gif files are not acceptable as they will not print clearly. See picture enclosed.

Artwork in vinyl

.jpeg

.eps




Artwork which is going to be produced in vinyl, for example, solid company logos or text, must be supplied in a vector format (ai or vector eps). Artwork created in a pixel format, TIFF and JPEG is not suitable. See picture enclosed.

Bitmap / Raster Artwork



Picture created and printed at a high resolution of 300 dpi



Picture created at a low resolution of 72 dpi will cause the image to be jagged and not crisp

JPEG - We accept this format only when used to compress a file to help transmission. For the best results, your original artworks need to be sent in High Resolution - **300dpi or Vector EPS**. See visual.

PDF are ready to print files. The format needs to be sent at the correct proportion and print-ready quality.



Suitable formats for images or logos	
Software	Preferred format
Adobe Illustrator CS5	ai, eps
Adobe Photoshop CS5	Tiff (LZW), jpeg (high quality)
Adobe InDesign CS5	Indd (including all links)
Adobe Acrobat	PDF (press quality setting)
QuarkXPress 7	Axd (including all links)
Suitable media for images or logos files transfer	
Media	Preferred format
E-mail attachment	Maximum 5 Mb
FTP server	Mandatory zip or sit compression

1

BOOTH DESIGN

B ENHANCED SHELL SCHEME BOOTH DESIGNS

There are many possibilities to enhance your shell scheme booth design. You will find here under only a few examples of how GL events can do it. Please do not hesitate to contact us at exhibitorbook@square-brussels.com for a quotation, either by telling us which model you like either by giving us a briefing on how you would like your shell scheme to look like.



Exhibitor Services

1

BOOTH DESIGN

C CUSTOMISED BOOTH

Dear Exhibitor,

SQUARE is at your disposal for the design, construction and decoration of your modular or customised booth. Our design office will have the pleasure to guide you through all our possibilities to integrate your company identity in the global exhibition image. Please find hereunder some examples of stand designs that we have created. If you need further information, do not hesitate to send an e-mail to exhibitorbook@square-brussels.com or dial the following number: +32 2 515 13 99.



D BOOTH CARPET

SQUARE can provide carpet (included plastic protection) in different colors :
Available colours: Black, grey, red, blue, green



Please contact our digital design department

graphic@square-brussels.com

For more information, please refer to the next page: Examples

We will make sure to create your graphics and images up to your expectations. We are committed to partner with you in order to provide the most comprehensive and effective solutions in the trade show industry. The graphic print and production industry is continuously evolving in order to ensure the best quality graphics and images from your digital files. We are pleased to provide you with guidelines for submission of your artwork. If you are not in the position to provide the needed digital artwork for your signage needs, our service is able to assist you. We are capable of providing you with layout services. Additional fees will apply.

For any of your implementations, our graphic department is able to present you the following services:

- Design of images and logo's
- Scanning
- Layout
- Finalization of the files
- Single and double sided signage

FILE DELIVERED BY YOUR COMPANY

Suitable formats for images or logos:

A. SOFTWARE

Photoshop (PSD/EPS/TIF/PDF)
Illustrator (EPS/AI/PDF)
Indesign (INDD/PDF)

B. FORMAT

Do work in proportions of: 10%-20%-25%-50%
Specify the desired size of the final image into the name of the file
Add the used font types (screen and Postscript)
Crop the image to the desired image
We recommend saving the original version of your files

C. IMAGES


Save your images in CMYK, even for images in black & white/greyscale
(NEVER use RGB-colours)
Do not use other formats than EPS or TIFF or PDF (without compression)
If necessary, files should be coded binary
Texts should be vectored (outlined) before they are converted from Illustrator to EPS
The optimal resolution for the images is:
- Scan A4 at 300 DPI for visuals up to 1sqm (+/- 40 Mb)
- Scan A3 at 300 DPI for visuals up to 1to 2 sqm (+/- 70 Mb)
Always **convert the pantone colours to CMYK**
Make the gradation of the colours into a continuous tone
Avoid working with True Fonts and avoid shading in PDF files.

Vector artwork**.gif****.eps**

For the best quality, artwork should be created in vector format (ai or vector eps). Logos taken from websites are generally gifs. Gif files are not acceptable as they will not print clearly. See picture enclosed.

Artwork in vinyl**.jpeg****.eps**

Artwork which is going to be produced in vinyl, for example, solid company logos or text, must be supplied in a vector format (ai or vector eps). Artwork created in a pixel format, TIFF and JPEG is not suitable. See picture enclosed.

Bitmap / Raster Artwork

Picture created and printed at a high resolution of 300 dpi

Picture created at a low resolution of 72 dpi will cause the image to be jagged and not crisp

JPEG - We accept this format only when used to compress a file to help transmission. For the best results, your original artworks need to be sent in High Resolution - **300dpi or Vector EPS**. See visual.

PDF are ready to print files. The format needs to be sent at the correct proportion and print-ready quality.

Suitable formats for images or logos

Software	Preferred format
Adobe Illustrator CS5	ai, eps
Adobe Photoshop CS5	Tiff (LZW), jpeg (high quality)
Adobe InDesign CS5	Indd (including all links)
Adobe Acrobat	PDF (press quality setting)

Suitable media for images or logos files transfer

Media	Preferred format
E-mail attachment	Maximum 5 Mb
FTP server	Mandatory zip or sit compression




Please find more **pictures** & the references of all orderable furniture through the following link: <http://square-brussels.com/furniture2025>




Please contact exhibitorbook: exhibitorbook@square-brussels.com.



Aralia
H. 120-140 cm



Bamboo
H. 200 cm



Buxus sphere
D. 55 cm



Buxus Pyramid
D. 50 cm



Ficus Benjamina
#1 - H. 150 cm
#2 - H. 200 cm



Laurel Sphere
H. 170 cm



Laurel Pyramid
H. 180 cm



Hedera Column
H. 200 cm



Laurel Hedge
H. 200 cm



Floral deco 1
H. 10 - 15 cm



Floral deco 2
H. 10 - 15 cm



Floral deco 3
H. 10 - 15 cm



Floral deco 4
H. 10 - 15 cm



Floral deco 5
H. 10 - 15 cm



Floral deco 6
H. 10 - 15 cm



Floral deco 7
H. 15 - 25 cm



Floral deco 8
H. 15 - 25 cm



Floral deco 9
H. 15 - 25 cm



Floral deco 10
H. 15 - 25 cm



Floral deco 11
H. 15 - 25 cm



Floral deco 12
H. 15 - 25 cm

4

PLANTS & FLORAL DECORATION



Venice pots
Also available in black



Tuscan pots

We can provide:

- **Flat Screens:** Large range of flat screens (from 19" to 75") on stand or table
- **Equipment:** such as laptop (PC or Mac), tablet (Mac or Android), printer (Color or BW)
- **Internet Access:** Internet line with guaranteed bandwidth (from 1Mbps to 100Mbps) for one or more connections
- **Wi-Fi:** Private Wi-Fi Access with specific bandwidth only for your booth

If you need other equipment, please do not hesitate to contact us on exhibitorbook@square-brussels.com.

General information on AV / IT Services:

- **Labour** (Setup & dismantling): included in the price
- **Computer/Laptop:**
 - PC (Laptop or Desktop) are installed with Windows 7 (English version), Office 2016, Acrobat Reader, with a Belgian AZERTY keyboard.
 - Apple computers (iMac or MacBookPro) are installed with iWork and Microsoft Office.
 - Different screen size available upon request.
 - English QWERTY keyboard available upon request.
- **Tablet:**
 - Ipad or Android OS are available
 - Floor stand for tablet available upon request.
- **Printers:**
 - 1 package of 500 pages is included with white paper and cartridges (toner)
 - Copiers: included functions: Copy/Print, paper tray A4 and A3.
 - Detailed costs for printing:
 - A statement (for both colour and b/w) is produced at the end of the event.
 - Per print: € 0,40 for colour; € 0,25 for black and white (no matter for an A3 or an A4 sheet).
- **Network and Internet Access:**
 - Wired Internet Connexions include the following:
 - RJ45 male Ethernet connector
 - One IP address per connection dynamically assigned (through our internal DHCP server)
 - Guaranteed bandwidth (upload/download)
 - Possibility to order a switch to have multiple connection
 - Technical support throughout your event
 - Wi-Fi
 - You must choose an additional Wired Internet connection (to define the bandwidth of your Wi-Fi access), this choice will be purpose after adding the Wi-Fi item to the shopping cart
 - Secured through an access code
 - No limitation of user per Wi-Fi Access – SQUARE recommend having a minimum bandwidth of 1Mb device
 - Options, on request:
 - Network configuration

Note : SQUARE is the exclusive provider for Power and Rigging Points

Power:

- **Single-Phase connection:**
 - 3kW with 1x3-way socket included
 - 6kW with 2x3-way socket included
- **Three-Phase connection:**
 - 10Kw (1 three-phase 16A 400V) + fuse box
 - 20Kw (1 three-phase 32A 400V) + fuse box
 - 40Kw (1 three-phase 63A 400V) + fuse box
- **Our Service includes:**
 - Installation of electrical box fitted with a 30mA differential circuit breaker.
 - Installation of electrical box by qualified personnel in the required location.
 - Pick-up.
- **Legal Requirements:**
 - One connection per booth – 3kW min
 - Only authorized persons are permitted to open electrical boxes
 - Beyond the electrical box, all installations must be carried out according to the regulations under the supervision of the organizer or the exhibitor.

Electricity will be live within 30 minutes of show opening and turned off within 30 minutes of show close

Note: The power strips above make use of type E-plugs. We recommend to order these if your electrical equipment is outside of the standard 2 prong European plug.

Rigging:

- **Rigging points**
 - for loads up to max 50kg
 - for loads from 51kg to 200kg
 - for loads over 200kg (upon request)
- **Remarks:**
 - A rigging plan must be sent 20 days prior to the build-up date. This plan must include:
 - a quoted top view of the stand with the rigging points positions;
 - the booth orientation in the exhibition;
 - a side view of the stand showing dead-off heights;
 - the total weight of the hanging structure.
 - Please note that the order will not be dealt with until the rigging plan has been approved by the AV department.
 - All loads must be secured with a safety!

Cleaning

Daily stand cleaning during the entire exhibition (per square meter)

Are included in the service:

- Cleaning prior to show opening
- Vacuuming of the carpet or sweeping up the floor
- Dusting off the counters.
- Collecting of the waste paper bins

Hostesses

Labour

Security Agent for stand surveillance

KITS

- **Equipment Kit**
 - 50 disposable paper cups
 - 100 paper napkins
 - 5 garbage bags of 100L
 - 2 rolls of kitchen paper towels
 - 25 disposable plates
 - 1 bottle opener
- **Coffee Kit (! 3kW are necessary)**
 - 1 individual Nespresso machine
 - 50 disposable paper cups
 - Milk and sugar for 50 services
 - 50 coffee capsules

Additional box of 50 capsules (upon request)
- **Belgian Beer Kit**
 - 24 bottles of Jupiler
 - 24 bottles of Duvel
 - 100 disposable paper cups

Fridge 100l (83cm height) available (upon request, not included in the price) (! 3kW are necessary)
- **Drink'it Kit**
 - 2L of orange juice
 - 12 bottles of still water (1L)
 - 12 bottles of sparkling water (1L)
 - 8L of soft drinks (Coca-Cola Classic, Fanta, Sprite)
 - 24 bottles of 25cl Belgian Beers
 - 100 disposable cups
- **Water Fountain Kit**
 - 1 water fountain
 - 2 bottles of water (18,9L each)
 - 200 disposable paper cups

FOOD EXPRESS

- Surprise bread (64 pcs)
- Basket of sandwiches (25 pcs)
- Basket of large pastries (25 pcs)
- Basket of mini pastries (40 pcs)
- Tray of mini cakes (52 pcs)
- Tray of macarons (72 pcs)
- Fruit basket (5kg)
- Tray of fresh vegetables
- Tray of zakouskis (40 pcs)

DRINK

- The "Bubbles" List (75 Cl)
 - Cava Brut Maison
 - Champagne Maison
- "White Wine" List (75 Cl)
 - White Wine Réserve
- "Red Wine" List (75 Cl)
 - Red Wine Réserve
- "Soft" (100 Cl)
 - Coca-Cola Classic, Coca-Cola Light, Fanta, Sprite and Tonic
- "Beers" (Bottles)
 - Jupiler 33cl
 - Hoegaarden 33cl
 - Kriek 33cl
- Hot Drinks
 - Flask of Coffee, tea (1,8 L)
 - Flask of Hot Chocolate (1,8 L)
 - Plant based milk 1l
 - Sugar sticks (50 units)

EQUIPMENT

- Ice pack 10kg
- Garbage bags 25 pcs.
- Roll of paper towels 2 pcs.
- 19cl white wine glass rental (min 49 pcs)
- 25cl red wine glass rental (min 38 pcs)
- 17cl champagne glass rental (min 49 pcs)
- 25cl beer glass rental (min 36 pcs)
- 22cl long drink glass rental (min 49 pcs)
- Champagne cooler bowl rental
- Disposable paper plates 50 pcs.
- Disposable paper cups for soft drinks 25cl, 25 pcs.

SERVICE

- Waiter per hour (minimum 4 hours)

SQUARE GUSTO – Our commitments**Our conditions:**

- ✓ All our prices are excluding taxes (12% on all food, 21% on all drinks)
- ✓ We advise you to be present on your booth when deliveries are made, up to 1 hour in advance

Exhibitor Services

The purpose of this document is to define the standard terms of sale or leasing of the equipment/products/services for the installation and layout of stands, fairs, exhibitions and other events by SQUARE.

NB: The pictures in this document are non-contractual.

1) APPLICATION

The conditions set out hereunder form a complete set and apply to all the services of SQUARE, regardless of the client's standard terms. Accordingly, any specific provision that alters them must be agreed --expressly and in writing-- between the parties

2) PLANS – MODELS

Any person asking SQUARE to prepare a study, a plan or a model undertakes to either reserve for SQUARE its execution, or to compensate it for any and all expenses incurred as a result of said studies, plans or models. Drafts, plans, etc., shall remain the full property of SQUARE, even in the case of execution. They cannot be executed in any way, nor handed over, or communicated to third parties without the prior written authorisation of SQUARE.

3) OFFERS

As certain modifications may take place during the preparation of the final plans, the prices indicated in our estimates may be increased or decreased.

4) ORDERS

An order will only be confirmed after full payment has been made. Additional services ordered within less than 5 business days prior to the first exhibit day will be increased by 20%. The cancellation of an order must be confirmed in writing by the client. If an order is cancelled less than 15 business days prior to the first exhibit day, 50% of the payment collected shall be considered as our permanent property as contractual, lump-sum, irreducible compensation. If an order is cancelled less than 10 business days prior to the first exhibit day, 100% of the payment collected shall be considered as our permanent property as contractual, lump-sum, irreducible compensation.

5) TRANSPORT

Regardless of the circumstances, the leased equipment shall travel at the client's risk. The equipment delivered is considered in good condition unless the client submits a written claim within 24 hours of the delivery time. The rental period shall commence at the time that the equipment leaves at GL events warehouses and shall end when the equipment arrives back at the warehouses. Breach or delay shall not give rise to any compensation on the part of SQUARE if they are caused by an act of God or by another thing that can't be for seen

6) DELIVERY

SQUARE shall be fully released from the obligation to perform the work that is the subject of the accepted invoice in the event of force majeure, or in case of events such as military mobilisation, total or partial strike, war, lockout, requisition, fire, flood, transport interruptions or delays, shortages of raw materials, accidents involving tools, or any other cause impeding its activity or that of its suppliers, or giving rise to total or partial idleness for it or its suppliers. In the case of force majeure and/or if stock is unavailable, SQUARE reserves the right to furnish --in lieu of the equipment ordered-- any equivalent equipment fit for identical use. Delivery timeframes are given for information purposes and do not represent firm commitments on our part. Any delays shall not give rise to damages, interest, fines, or termination of orders or retention of equipment. SQUARE reserves the right not to deliver if the down deposit (or cash payment in case of an additional order) have not been paid.

7) RESERVATION OF TITLE

The equipment leased by SQUARE shall remain its entire property. If sold, the merchandise shall remain SQUARE's property until the entire price has been paid. If the client fails to make payment for any portion of the price, the restitution of the equipment may be demanded at any time, by notice sent by registered mail. The client cannot shirk its responsibilities and must immediately fulfil its obligations, failing which it shall incur a daily penalty equivalent to the cost of putting the equipment out of service.

8) EQUIPMENT – LIABILITY

As of the time that the equipment is made available, delivered or accepted, the client alone shall have custody of the leased equipment and shall alone be liable for any deaths, losses, or damages suffered or caused by this equipment and until it has been returned. The client releases SQUARE from any liability, also vis-à-vis third parties, resulting from normal, abnormal or wrongful use of the equipment, throughout the equipment's leasing or usage period. Under no circumstances may SQUARE be held liable for any damages what's however, caused by the falling of partitions, accessories, structure or decoration, both during preparation and during the fairs, exhibitions or events, or during their removal. The same shall apply for all damages caused to objects belonging to the client. The facilities and equipment are leased in good condition and must therefore be returned in good condition. Any damage or loss shall be invoiced to the client at its actual value, the client must insure the material against this risks. SQUARE denies any liability concerning the documents, objects, samples and materials left by the client in the leased equipment or on the stand, whoever performs the assembly or disassembly work. In the event that the client allows the removal and/or restitution of the leased equipment, it shall be responsible for restitution within the stipulated timeframe. If the equipment is not returned within the stipulated timeframe, the client shall be liable for the loss resulting from the tardy restitution, or, if applicable, non-restitution. The client is strictly prohibited from modifying the stand's structure, including partially, as well as from painting, decorating or modifying the colours stipulated, etc., as well as from fixing in any manner whatsoever objects to the structures of the stands. If the client violates this prohibition, SQUARE shall invoice at the normal selling price in effect at this time the replacement or repair of the equipment delivered.

9) CLAIMS

All claims must be made to SQUARE in writing during the event; complaints after the event will not be taken into consideration.

10) PAYMENT

Our invoices are payable upon receipt to the indicated bank account. If payment is not made on a timely basis, the invoices shall incur --automatically and without notice-- monthly interest at the rate of 12% per year. In addition, as compensation, they shall be increased by 10%, with a minimum of € 40,00.

11) SECURITY DEPOSIT

Regardless of the type of event, a security deposit may be demanded at the time of the order; the order will not be filled if said security deposit has not been received. This security deposit shall be returned to the client after full payment has been made of the amounts due, and the equipment has been returned in good condition by the date stipulated. Should the client fail to return the equipment at the end of the event open to the public, or if it has not allowed the supplies to take back the equipment, this equipment shall be considered as permanently lost and the security deposit shall be deducted from the equipment's replacement